



DIGITAL EXPO



VIA HOPIN

FOOD **Philippines**
IFEX
DIGITAL EXPO

Mastering The Attendee Experience

Let's start your Digital Food Journey

This is your guide in navigating your way inside the IFEX Digital Expo platform.
For instructions on how to Register, please watch our video tutorial at:

<https://youtu.be/g34L7RTfzvK>


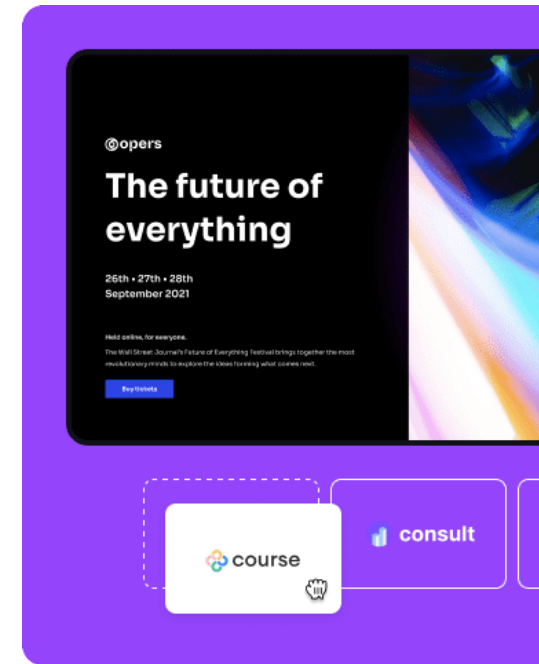
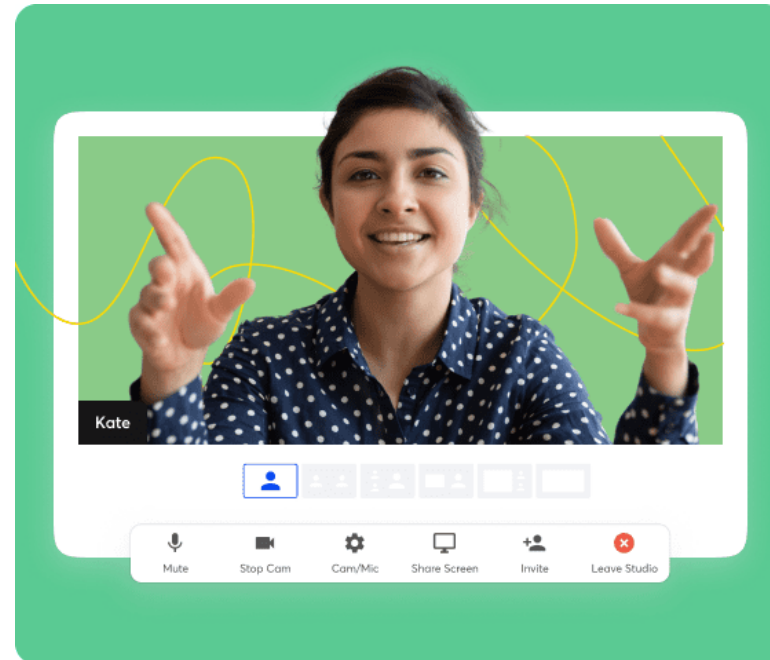
FOODPhilippines

IFEX DIGITAL EXPO

Powered by  **hopin**

One platform, endless potential

An all-in-one event management platform optimized for creating connections.



REMINDERS

Browser


Hopin is fully compatible with



Google Chrome

Internet Speed

At least above
20mbps.



Device

Recommended device to use:
Laptop or Desktop



Earphones or Headset

Use of earphones or headset is
recommended



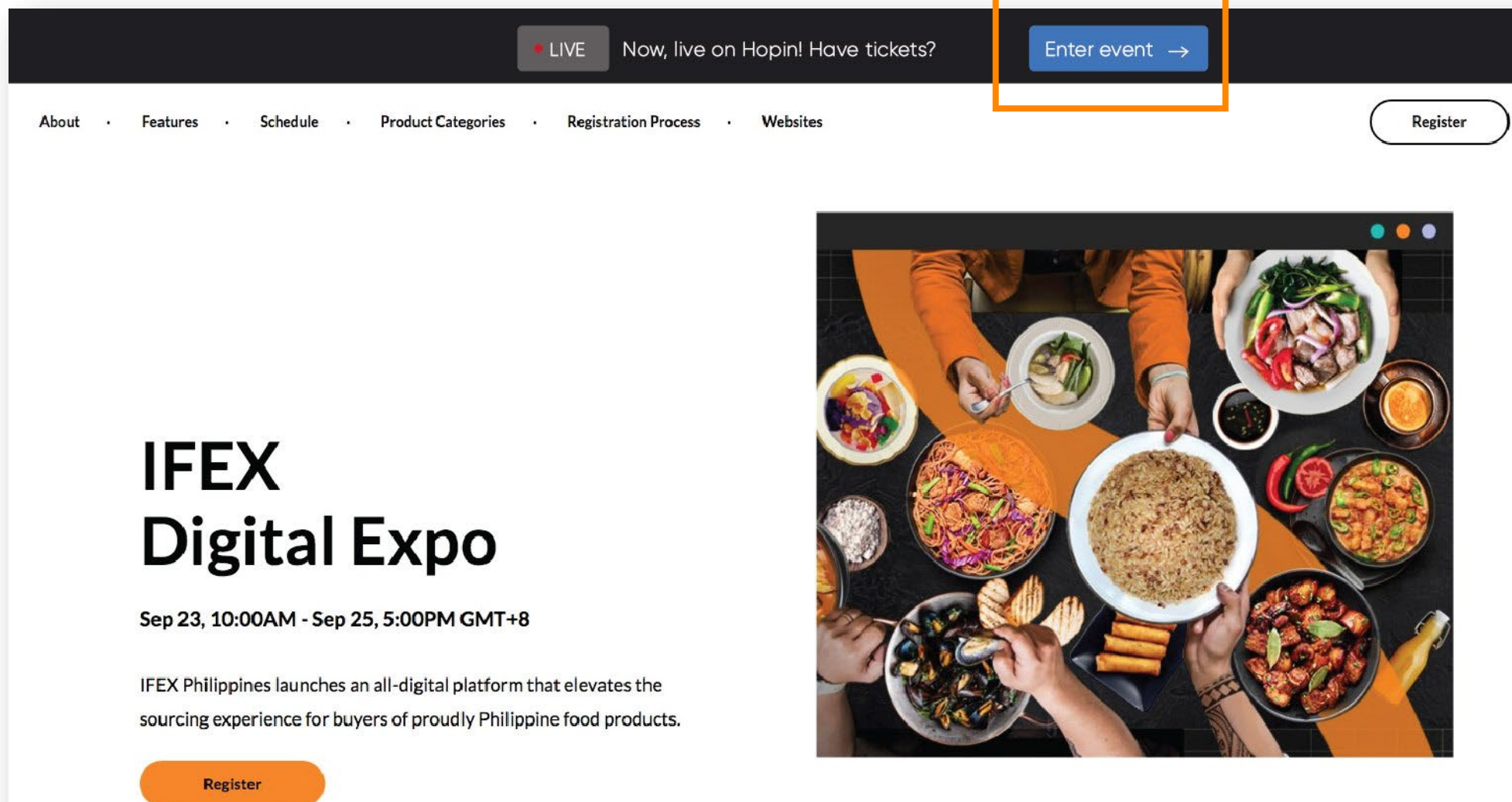
Attire

Business Attire



GETTING STARTED

Go to the IFEX Digital Expo link and click Enter Event button



LIVE Now, live on Hopin! Have tickets? [Enter event →](#)

[About](#) • [Features](#) • [Schedule](#) • [Product Categories](#) • [Registration Process](#) • [Websites](#) [Register](#)

IFEX Digital Expo

Sep 23, 10:00AM - Sep 25, 5:00PM GMT+8

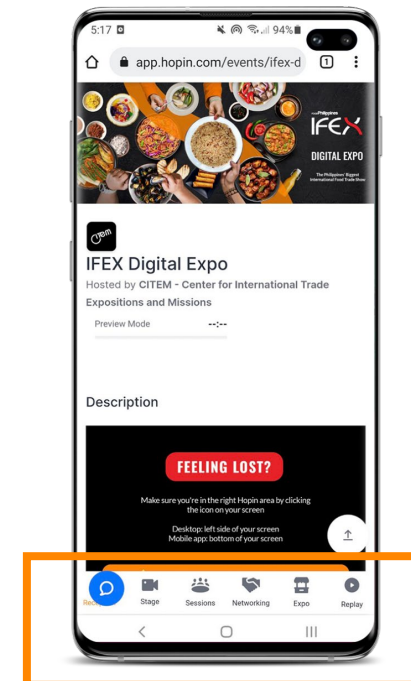

IFEX Philippines launches an all-digital platform that elevates the sourcing experience for buyers of proudly Philippine food products.

[Register](#)

GETTING STARTED

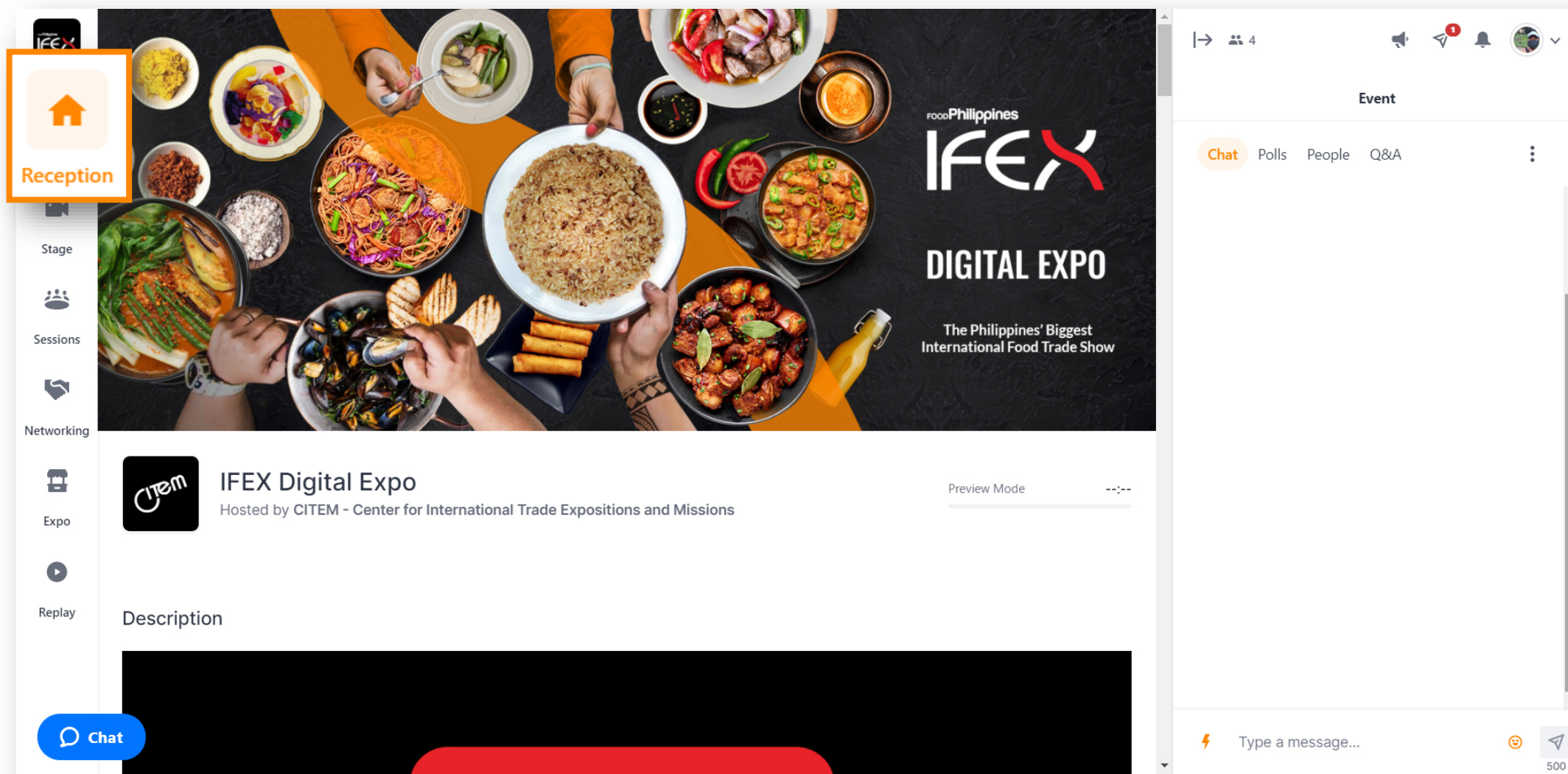
The IFEX Digital Expo platform has 6 areas namely: **Reception, Stage, Sessions, Networking, Expo, Replay**. , if you are using a pc, laptop or tablet these buttons will be located at the left side of your screen and if you are using a mobile, it will be at the bottom screen.

For better viewing experience, we recommend using a PC, Laptop or Tablet.



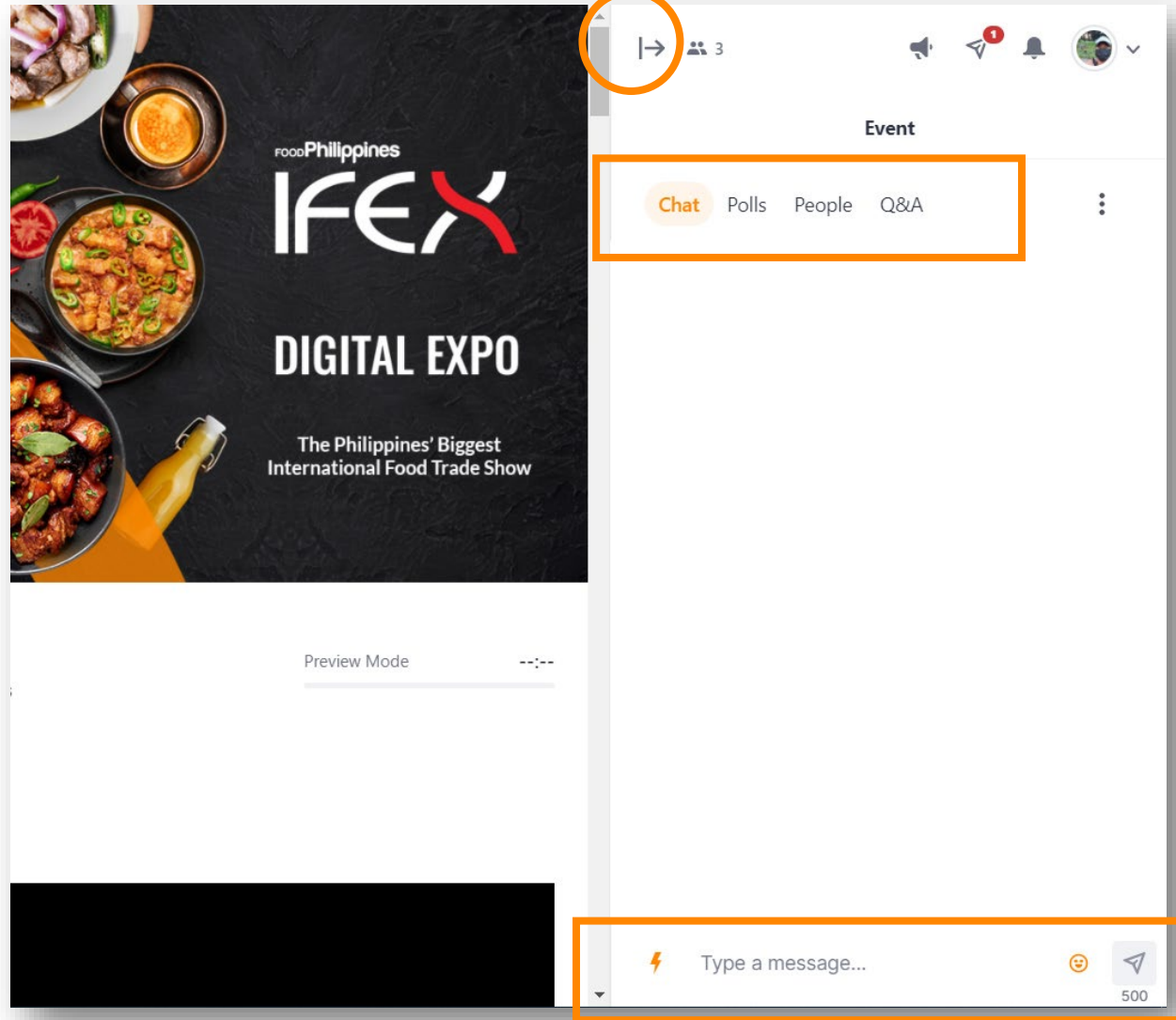
NAVIGATION: RECEPTION

The Reception Area is the welcome page of our event. Find out what's currently happening in the event or check out the schedule and see where the next segment will be happening.



NAVIGATION: RECEPTION

You can minimize this tab if not in use



CHAT

Say "Hi" and introduce yourself. Your message here will be seen by everyone in the event. You can also see important reminders and event announcements from the Organizers

POLLS

Participate in Polls by the Organizers

PEOPLE

See who are in the event. If you want to chat a specific person, just click on the name and send a private message

Q&A

Key in your questions and someone will be there to assist you

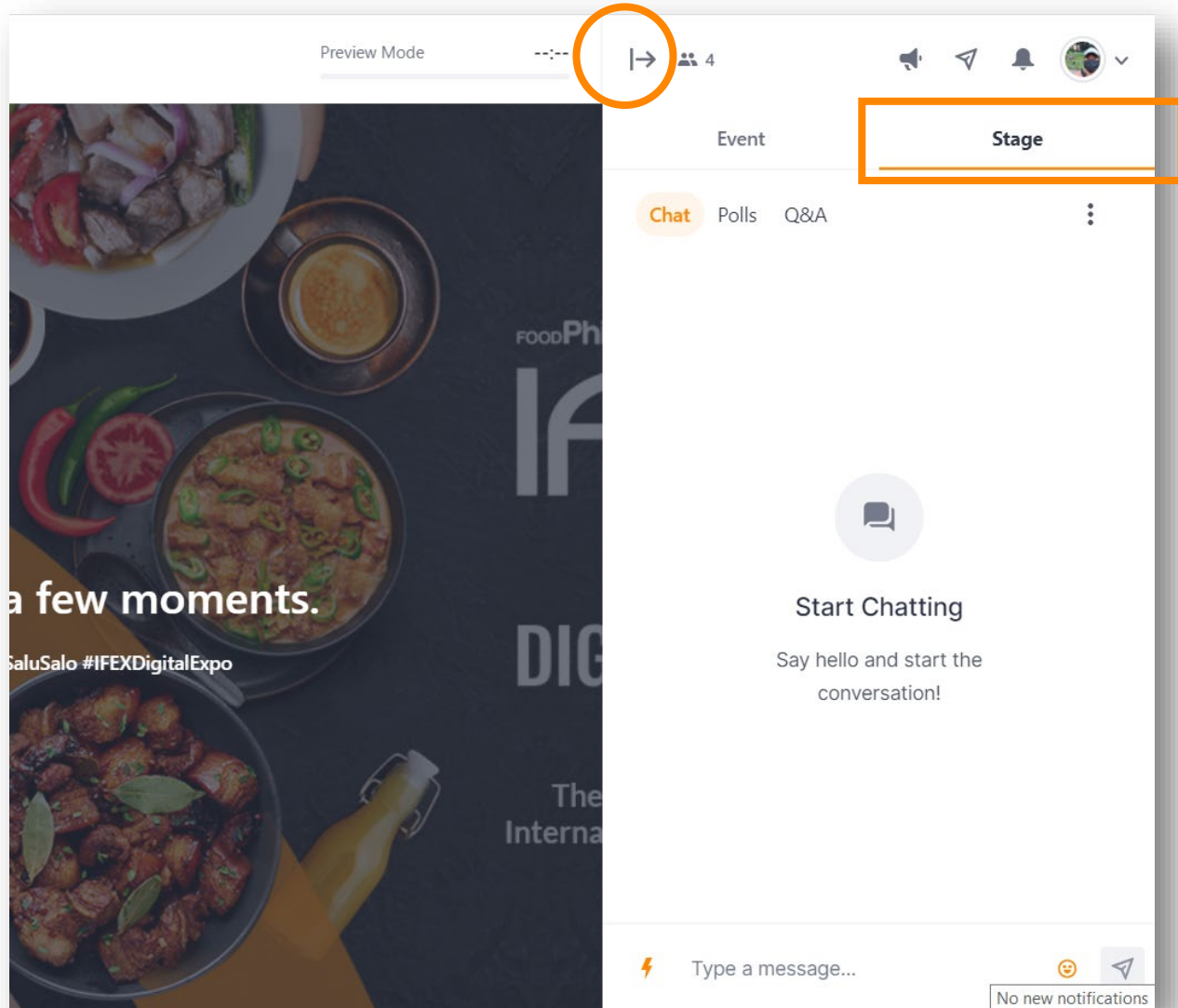
NAVIGATION: **STAGE**

Check out all the main events and programs on the latest food developments and innovations in the Philippine food industry.

The screenshot displays the IFEX Digital Expo interface. On the left, a vertical navigation menu is visible with icons for Home, Stage (highlighted with an orange box), Sessions, Networking, Expo, and Replay. The main content area shows a live event feed with a video player. The video player has a microphone icon in the center and displays the text: "The next session will start in a few moments." Below this text are the hashtags: #IFEXDigitalAdventure #IFEXpo2021 #IFEXDigitalExpo #SaluSalo #IFEXDigitalExpo. The right sidebar contains a "Stage" tab, a "Chat" button, and a "Start Chatting" prompt with the text "Say hello and start the conversation!". At the bottom, there is a "Chat" button and a "Type a message..." input field.

NAVIGATION: **STAGE**

You can minimize this tab if not in use



CHAT

Click on the Stage tab to participate in the discussion or simply sharing your ideas and insights

POLLS


Participate in Polls for the segment

Q&A

Key in your questions for the segment or ask for assistance and someone will be there to assist you

NAVIGATION: SESSIONS

Participate in virtual roundtables and connect with potential business partners for all your sourcing needs. The Sessions Area is also the location of the event's **Help Desk** for any assistance or queries and **Business Matching Concierge** for meeting assistance.



IFEX Digital Expo CITEM - Center for International Trade Expositions and Missions

Preview Mode

Search sessions

+ Create Session

Event

Chat Polls People Q&A

Sessions

Open

IFEX Digital Expo - Help Desk

Do you have questions or having technical issues? Our team is here to help you!

Just Click on any room to enter

Session Rooms are either "Open" or "Private"

Open

Business Matching Concierge

Do you want to set a meeting with an exhibitor? Enter this Sessions room so that we can make a virtual room for you!

Open

Future Flavors

Innovating local food for a globally competitive market by the Department of Science and Technology

Type a message...

NAVIGATION: NETWORKING

Connect with other attendees to discuss business opportunities, recipes and your shared love for Filipino food. Connections are random based on the ticket type matching set by the Organizers.

The screenshot displays the IFEX Digital Expo interface, specifically the Networking section. The top header includes the IFEX logo, the event name "IFEX Digital Expo", the location "CITEM - Center for International Trade Expositions and Missions", and a "Preview Mode" toggle. The left sidebar contains navigation icons for Reception, Stage, and Networking (which is highlighted with an orange box), along with Expo and Replay options. The main content area features a dark blue background with a circular graphic showing several user avatars connected by lines, suggesting a network. Below this graphic, the text "Ready to meet someone new?" is displayed, followed by the instructions "Meet others in a 1:1 conversation. 3 minutes each. Leave any time." and a prominent orange "Join" button. The right sidebar shows the "Networking" tab selected, with a message encouraging users to review their profiles and a profile card for "Arman dela Cruz" with an "Edit profile" button.

NAVIGATION: EXPO

Engage with Food Brands from all over the Philippines along with export enablers and business support organizations.

The screenshot displays the IFEX Digital Expo interface. On the left is a vertical sidebar with icons for Reception, Stage, Sessions, Expo (highlighted with an orange box), and Replay. The main content area features a search bar labeled "Search booths" (highlighted with an orange box and the text "Search a specific product or company"). Below the search bar is a grid of category filters including Beverage, Biscuits and Confectioneries, Cereals Grains and Starch, Equipments and Services, Event Partners, Fine Food and Specialties, Fruits & Vegetables, Government, Organic and Natural, Raw Materials and Food Ingredients, Seafood and Marine Products, and Snacks and Crispy Savory Food Products (highlighted with an orange box and the text "Filter booths by category"). The main content area also displays a featured booth for "RAPID Growth" with the subtitle "Rural Agro-enterprise Partnership for Inclusive Development and Growth" and a banner image showing people in a field. Below this is another booth image featuring a coconut. On the right side, there is a sidebar with options for Chat, Polls, People, and Q&A, and a bottom section for a chat window with a "Type a message..." input field. An orange box with the text "Just Click on any booth to enter" points to the booth images. The top right corner shows a "Preview Mode" toggle and user profile information.

NAVIGATION: EXPO BOOTH

The screenshot displays the IFEX Digital Expo interface. The top header includes the IFEX logo, the event name "IFEX Digital Expo", the organizer "CITEM - Center for International Trade Expositions and Missions", and a "Preview Mode" toggle. A left sidebar contains navigation icons for Reception, Stage, Sessions, and Expo, with the Expo icon highlighted by an orange box. The main content area features a video player titled "Rapid Growth Avp Final Version" with a "VIDEO / SLIDES" overlay. The video content shows the "RAPID GROWTH" logo. A large orange arrow points down from the text "SCROLL DOWN TO CHECK COMPANY'S OTHER INFORMATION". The right sidebar shows the "Booth" tab selected, displaying the "RAPID Growth" logo, its description as a "Rural Agro-enterprise Partnership for Inclusive Development and Growth", and a "Register Interest" button. A bottom navigation bar includes a "Chat" button.

IFEX Digital Expo CITEM - Center for International Trade Expositions and Missions Preview Mode

Rapid Growth Avp Final Version Watch later Share

VIDEO / SLIDES

RAPID GROWTH

SCROLL DOWN TO CHECK COMPANY'S OTHER INFORMATION

Reception Stage Sessions Expo

Event Booth

Home Chat Polls People Q&A

RAPID GROWTH

RAPID Growth

Rural Agro-enterprise Partnership for Inclusive Development and Growth

Launched in 2019, the Rural Agro-enterprise Partnership for Inclusive Development and Growth or the RAPID Growth Project aims to stimulate agro-enterprise development in the rural areas. Anchored on selected Value Chains, it adopts a whole-of-government approach in the delivery of services, expand economic opportunities, create more agro-enterprises particularly in the rural areas, facilitate easy access to market, technology transfer, financing and other business development support services. [Show Less](#)

Register Interest

0:14 / 1:36 YouTube

Chat

NAVIGATION: EXPO BOOTH

IFEX Digital Expo CITEM - Center for International Trade Expositions and Missions

Rapid Growth Avp Final Version

Upon entering the booth, the video or slides will be displayed

Interact with the exhibitor through chats and polls. You will also see here who are currently inside the booth

This is the company information and links to their website and social media sites

Register Interest sends visitor/buyer email to the exhibitor on click

Replay 0:14 / 1:36

Chat

Event Booth

Home Chat Polls People Q&A

RAPID GROWTH

Rural Agro-enterprise Partnership for Inclusive Development and Growth

Launched in 2019, the Rural Agro-enterprise Partnership for Inclusive Development and Growth or the RAPID Growth Project aims to stimulate agro-enterprise development in the rural areas. Anchored on selected Value Chains, it adopts a whole-of-government approach in the delivery of services, expand economic opportunities, create more agro-enterprises particularly in the rural areas, facilitate easy access to market, technology transfer, financing and other business development support services. [Show Less](#)

Register Interest

NAVIGATION: **REPLAY**

Relive the moments , on demand, or watch the event and program you may have missed. Check the Replay Area for new recordings to be added daily.

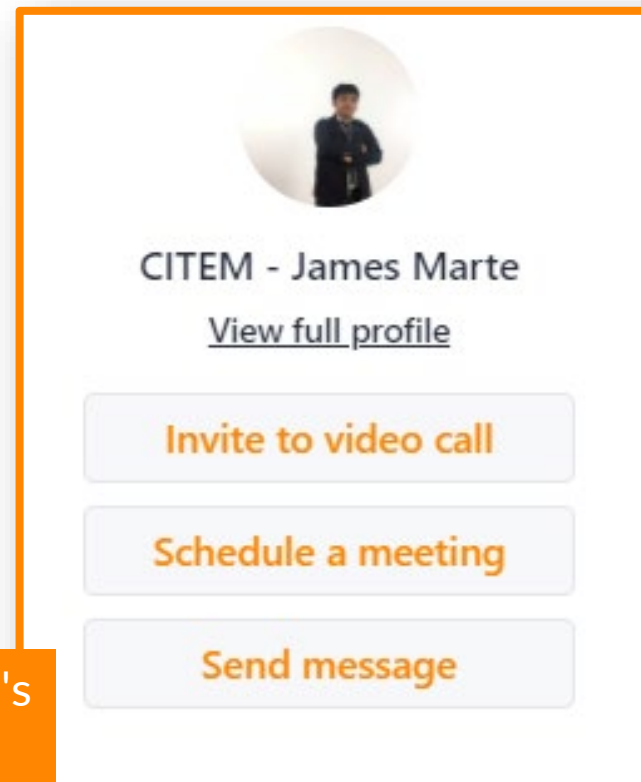
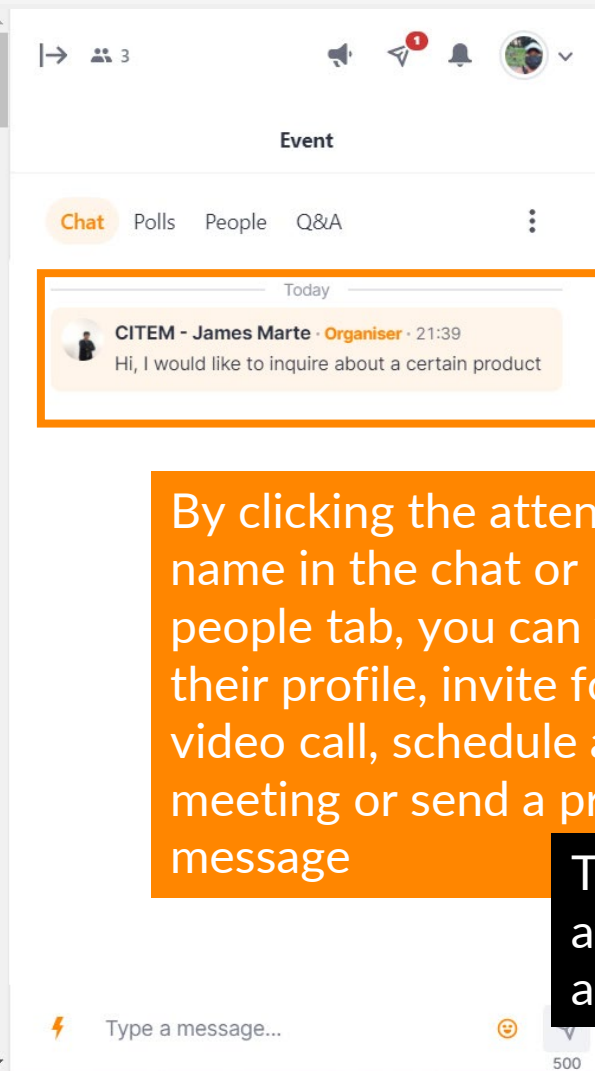
The screenshot displays the IFEX Digital Expo interface. At the top, the header includes the IFEX logo, the event title "IFEX Digital Expo", the organizer "CITEM - Center for International Trade Expositions and Missions", and a "Preview Mode" toggle. A sidebar on the left contains navigation icons for Receptio, Stage, Session, and Network, with a "Replay" button highlighted at the bottom. The main content area features a grid of six event thumbnails, each with a video preview, title, date, and time. A right-hand panel shows event controls like "Event", "Chat", "Polls", "People", and "Q&A", along with a "Be the first to ask a question" prompt.

| Event Title | Date | Time |
|--------------------|--------------------|-----------------------------|
| Welcome remarks | September 23, 2021 | |
| Opening Ceremony | September 23, 2021 | |
| Keynote Speech | September 23, 2021 | |
| Going global | September 23, 2021 | 10:00 PM - 12:00 PM (GMT+8) |
| After Hours | September 23, 2021 | 04:00 PM - 05:30 PM (GMT+8) |
| Soft Launch: Halal | September 24, 2021 | 10:00 AM - 11:30 AM (GMT+8) |

Just click
on any video thumbnail
to watch the recording

Be the first to ask a question

NAVIGATION: CHAT FEATURES





By clicking the attendee's name in the chat or people tab, you can visit their profile, invite for a video call, schedule a meeting or send a private message

This Chat feature is available in all the areas in the platform

NAVIGATION: SCHEDULE A MEETING

Notifications ×

 **Accepted: CITEM - James Marte** has accepted Meeting @ Sep 23 13:00 PM - 13:30 PM.
a few seconds ago

 Your meeting invitation to **CITEM - James Marte** has been sent, we will let you know when its accepted.
a few seconds ago

[Enter meeting room](#)

A notification will appear for the status of your meeting request

Schedule a meeting ×

Select a date and recipients to send meeting invitation


Meeting title


Start date Start time ▼

End date End time ▼

Select meeting guests (2/20)

▼

 **Kat Apodaca**
Experience Design Division, CITEM ×

 **CITEM - James Marte** ×

[Send invitation](#)

Event **Booth**

Home **Chat** Polls People Q&A ⋮

CITEM - James Marte • **Organiser** • 21:39

Hi, I would like to inquire about a certain product

When scheduling a meeting, click on the attendee's name in the chat or people tab. Follow the on-screen instructions to finish the request

USEFUL LINKS

QUICK REFERENCE GUIDE



<https://hopin.zendesk.com/hc/en-us/articles/4404012531732-Quick-Troubleshooting-Reference-Guide>

TROUBLESHOOTING AUDIO AND VIDEO **ON WINDOWS**

<https://hopin.zendesk.com/hc/en-us/articles/360059703191-I-m-having-Audio-and-or-Video-issue-on-Windows-10>

TROUBLESHOOTING CONNECTIVITY **ON WINDOWS**

<https://hopin.zendesk.com/hc/en-us/articles/360060033711-Troubleshooting-connectivity-issues-in-Windows-10>

TROUBLESHOOTING CAMERA AND MIC **ON MAC**

<https://hopin.zendesk.com/hc/en-us/articles/360056527911-I-m-having-Camera-and-or-Microphone-issues-on-Mac>



DIGITAL EXPO



● LIVE

VIA HOPIN